


Roof *Airtight on the inside*

Circular penetration



- Crease Rissan lengthwise



- Apply Rissan half to the pipe and half to the vapour control layer without tension



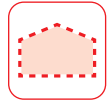
How it should look:

- The circular penetration is airtightly sealed with layers of Rissan 60



Rissan® 60

P. 120

**Alternatively**

- 1

 - Slide the sleeve over the pipe
 - Press the grommet with your thumb up to the stop




- 2

 - Remove the slitted backing strip from the centre out



- 3

 - Smooth out the substrate to remove any wrinkles and press to apply
 - Outdoor sealing procedure for Fentrim sleeve black

**Fentrim®** grommet white

P. 140